







Materials	Accepted	How To Prepare	Not Accepted
Glass 	Only food and beverage jars and bottles. Brown, green or clear	Rinse and remove lids. Labels may stay on. Please do not break.	Window glass, Pyrex, light bulbs, dishes, ceramics or mirrors.
Plastic 	Milk, water and juice jugs, any color soda bottles, soap & detergent bottles. All #1 through #7 in the triangle on the bottom are acceptable	Rinse and remove lids. Labels may stay on. Flatten to save space.	Flowerpots or motor oil containers Plastic bags such as bread sacks and shrink wrap.
Aluminum & Tin Cans 	Aluminum cans and steel cans	Rinse. Flatten to save space.	Aluminum foil, construction material or demolition material
Cardboard 	Corrugated cardboard and food boxes	Flatten. Remove tape, staples and string from shipping cartons	Wet cardboard.
Newspapers Magazines & Catalogs 	All clean, dry newsprint, including inserts. All magazines and catalogs, including phonebooks.	Keep dry. Stack in brown paper or plastic bags; also can be tied together.	Wet, dirty or sun bleached paper.
Styrofoam 	Meat trays, egg cartons, packing material, cups, plates	Bag together	Dirty containers